

Checks

Quantity: Price: \$xx.xx
[View Price Details](#)

<input type="checkbox"/>	Kunz Construction 111 Oak Lane Crescent, CA 9555	Date _____
PAY TO THE ORDER OF _____		\$ _____
_____ Dollars		
Memo _____		

View Proof 

- Style & Color
- Contact Info
- Graphic
- Layout
- Bank Info
- Review & Approve

Step 1 Select your check style and color.

- Style Style Color Color Color
- Style Color Color Color
- Style Color Color Color

Advanced Options (Checks by Design)

- Border Color Color Color Color
- Color Color Color Color
- Color Color Color Color

- Background Color Color Color Color
- Color Color Color Color
- Color Color Color Color

Checks

Quantity: Price: \$xx.xx
[View Price Details](#)

<input type="checkbox"/>	Kunz Construction 111 Oak Lane Crescent, CA 9555	Date _____
PAY TO THE ORDER OF _____		\$ _____
_____ Dollars		
Memo _____		

[View Proof](#)


[Style & Color](#) [Contact Info](#) [Graphic](#) [Layout](#) [Bank Info](#) [Review & Approve](#)

[Save Work in Progress](#) [View Changes](#) [< Previous](#) [Next >](#)

Step 2 Enter Your Contact Information

Name: 30 characters max
Company: 30 characters max
Address Line 1: 30 characters max
Address Line 2: 30 characters max
City: 30 characters max
State/Province: ZIP
Telephone #:
(Area) (Number)

[Save Work in Progress](#) [View Changes](#) [< Previous](#) [Next >](#)

Checks

Quantity: Price: \$xx.xx
[View Price Details](#)

<input type="checkbox"/>	Kunz Construction 111 Oak Lane Crescent, CA 9555	Date _____
PAY TO THE ORDER OF _____		\$ _____
_____ Dollars		
Memo _____		

[View Proof](#)


- [Style & Color](#)
- [Contact Info](#)
- [Graphic](#)**
- [Layout](#)
- [Bank Info](#)
- [Review & Approve](#)

[Save Work in Progress](#) [View Changes](#) [< Previous](#) [Next >](#)

Step 3 Add a Graphic

- Main Logo Shadow Logo
- Your Custom Logo (Coming Soon)
- Standard Logo (\$5.00 one time setup fee)
Select a Logo from our collection of icons and artwork
- Monogram Logo (\$5.00 one time setup fee)
Capital letters, available in 5 styles.
- No Logo Desired

[Save Work in Progress](#) [View Changes](#) [< Previous](#) [Next >](#)

Checks

Quantity:

Price: \$xx.xx

[View Price Details](#)

Kunz Construction
111 Oak Lane
Crescent, CA 9555

Date _____

PAY TO THE ORDER OF _____ \$ _____

_____ Dollars

Memo _____

[View Proof](#)

- Style & Color
- /Contact Info
- Graphic
- Layout
- Bank Info
- Review & Approve

- [Save Work in Progress](#)
- [View Changes](#)
- [< Previous](#)
- [Next >](#)

Step 4 Modify Layout Items

TEXT

Item(s) to Modify

- Name
- Company:
- Address Line 1:
- Address Line 2:
- State/Province:
- Telephone #:
- Select All
- Deselect All

Font, Size, & Color

- Arial
- Verdana
- Georgia
- Courier
- Palatino
- Garamond

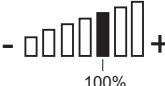
SIZE Point

STYLE


COLOR

LOGO

Size

-  +

Position

Left  Right

Top

Bottom

- [Save Work in Progress](#)
- [View Changes](#)
- [< Previous](#)
- [Next >](#)

Checks

Quantity: Price: \$xx.xx
[View Price Details](#)

<input type="checkbox"/>	Kunz Construction 111 Oak Lane Crescent, CA 9555	Date _____
PAY TO THE ORDER OF _____		\$ _____
_____ Dollars		
Memo _____		

[View Proof](#)

- [Style & Color](#)
- [Contact Info](#)
- [Graphic](#)
- [Layout](#)
- [Bank Info](#)**
- [Review & Approve](#)

[Save Work in Progress](#) [View Changes](#) [< Previous](#) [Next >](#)

Step 5 Add Your Banking Information

ROUTING # (9 Digits)

ACCOUNT # (Enter any leading zeros)

FIRST CHECK # Alphanumeric numbering (\$4.95)

Example: JH2501

Reverse Numbering? No Yes

DATE ACCOUNT OPENED (Only required in IL, KY, MD, OH, RI, UT, VA, WV, WY)

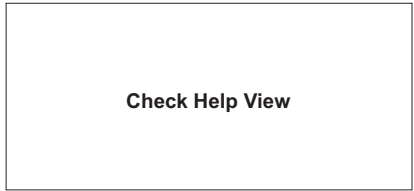
NUMBER OF SIGNATURE LINES One Two

Bank Name

Bank Address (city, state)

Need help finding your bank info? Choose your check type here.

Business Personal XXX



[Save Work in Progress](#) [View Changes](#) [< Previous](#) [Next >](#)

Checks

Quantity: Price: \$xx.xx

[View Price Details](#)

<input type="checkbox"/>	Kunz Construction 111 Oak Lane Crescent, CA 9555	Date _____
PAY TO THE ORDER OF _____		\$ _____
_____		Dollars
Memo _____		

View Proof 

- Style & Color
- Contact Info
- Graphic
- Layout
- Bank Info
- Review & Approve**

[< Previous](#)

[Save and Add to Cart >](#)

Step ⑥ Review and Approve Your Personalization

To continue with your order, please review and approve your personalization information on the product above.

IMPORTANT: It is important that you review the information carefully for accuracy. It will be produced with these specifications.

I have reviewed all of the information for this product and approve

If you need to modify something on your product, select it from the list below:

- Style & Color
- Contact Info
- Graphic
- Layout
- Layout
- Bank Info

[< Previous](#)

[Save and Add to Cart >](#)